

TEACHVAC REPORT

01/12/22 - 30/12/22

Teacher and School Leader Vacancies - Lancashire, Blackburn with Darwen and Blackpool

Data provided by TeachVac
<https://teachvac.co.uk>



CONTENTS

<u>OVERVIEW</u>	PAGE 3
<u>LANCASHIRE</u>	PAGE 10
OVERVIEW	PAGE 11
SUBJECT BREAKDOWN	PAGE 15
SCHOOL BREAKDOWN	PAGE 17
<u>BLACKBURN WITH DARWEN</u>	PAGE 20
OVERVIEW	PAGE 21
SUBJECT BREAKDOWN	PAGE 23
SCHOOL BREAKDOWN	PAGE 24
<u>BLACKPOOL</u>	PAGE 25
OVERVIEW	PAGE 26
SUBJECT BREAKDOWN	PAGE 27
SCHOOL BREAKDOWN	PAGE 28



OVERVIEW

	Independent	State (Academy)	State (Non Academy)	State Total	Grand Total
Lancashire	4	10	29	39	43
Blackburn with Darwen		9	1	10	10
Blackpool		6		6	6
	4	25	30	55	59

Figure 1: Total number of vacancies distributed between Lancashire, Blackburn with Darwen and Blackpool




Figure 2: Total number of vacancies by region



OVERVIEW

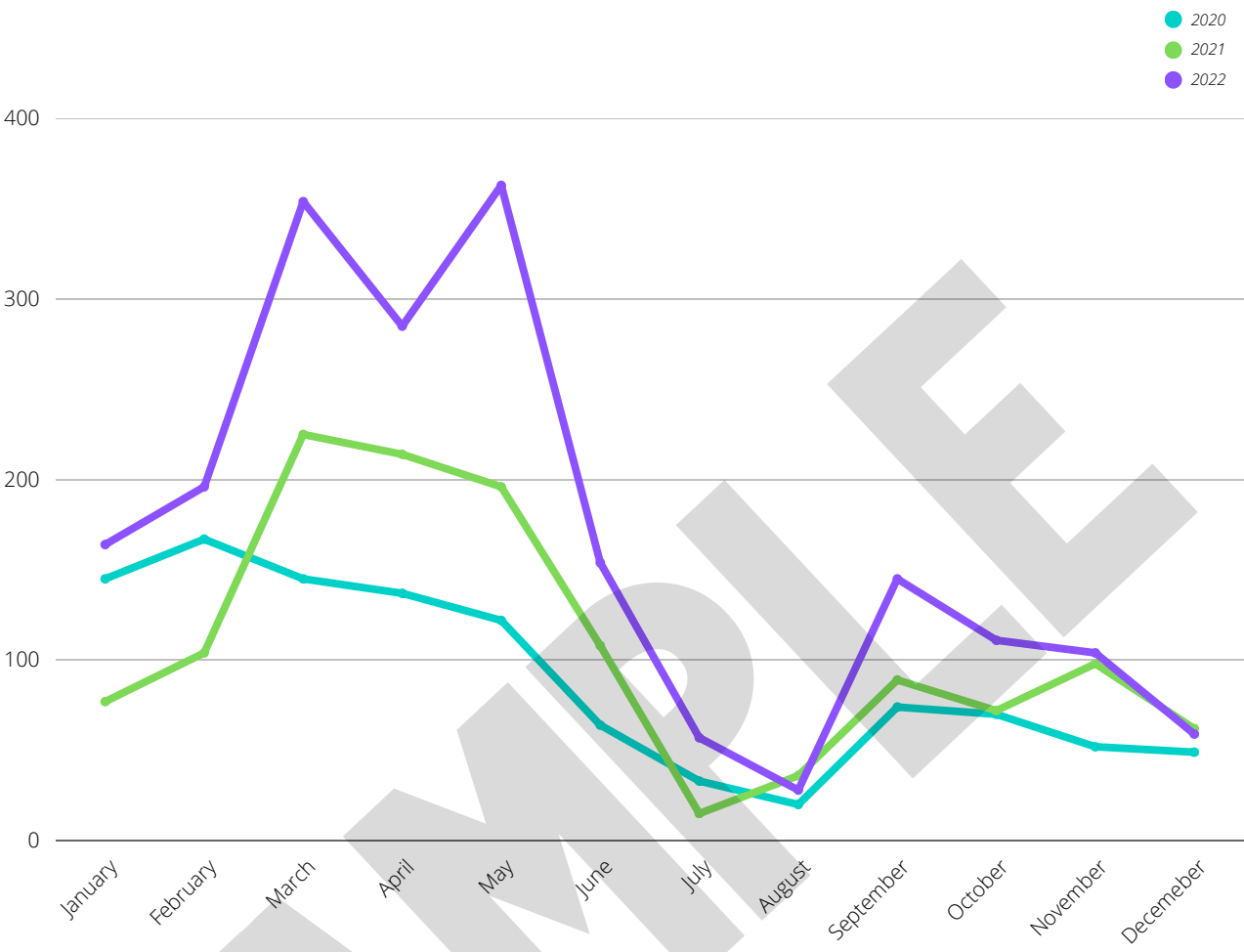


Figure 3: Total number of monthly vacancies in 2020, 2021 and 2022 throughout Lancashire, Blackburn with Darwen and Blackpool



OVERVIEW

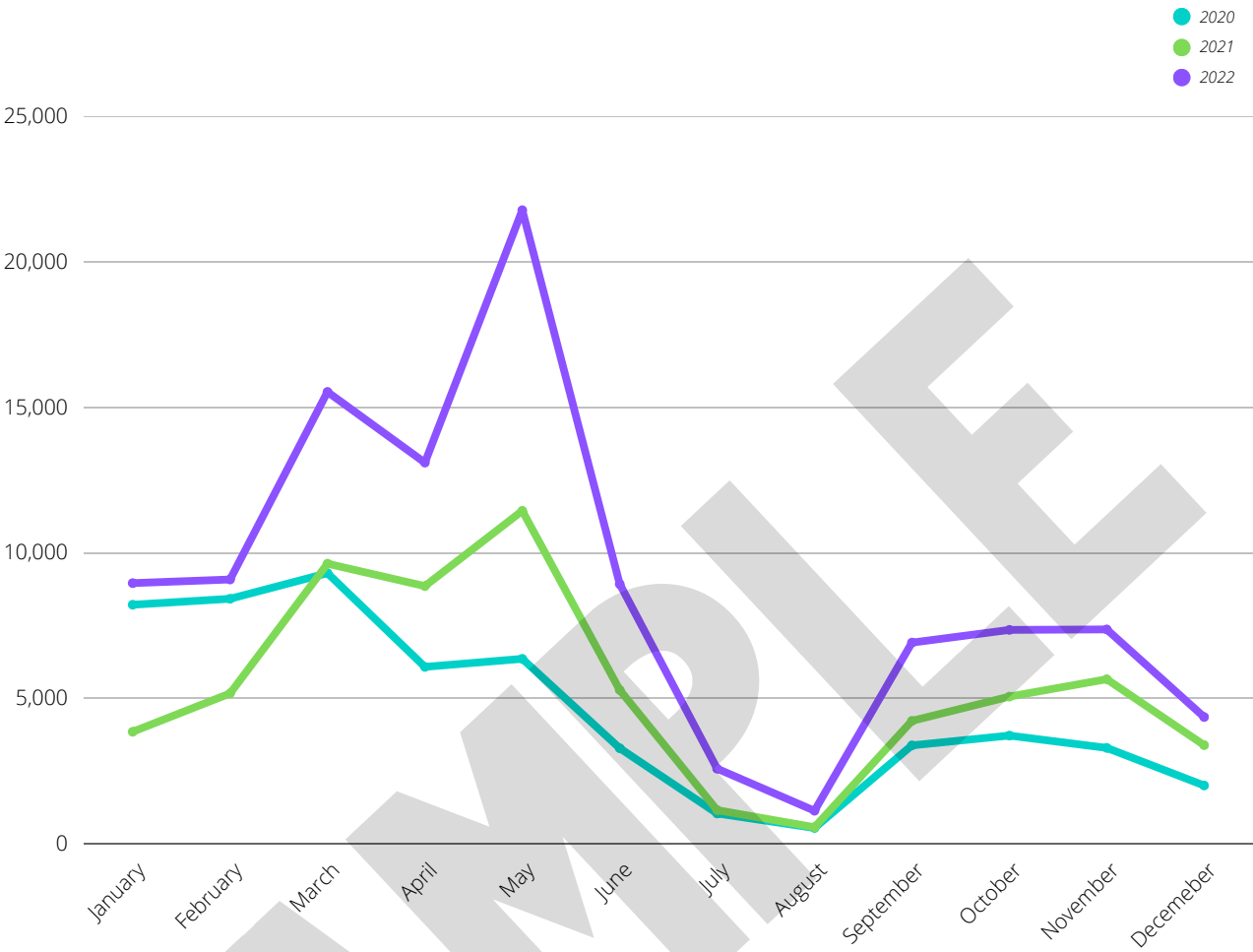


Figure 4: Total number of monthly vacancies in 2020, 2021 and 2022 throughout England



OVERVIEW

Total Number of Jobs:

Teacher	34
Promoted Post	11
Senior Leadership	14

Total Number of Jobs:

Primary	16
Secondary	43

Total Number of Jobs:

Independent	4
Academy	25
Non Academy	30



ACROSS

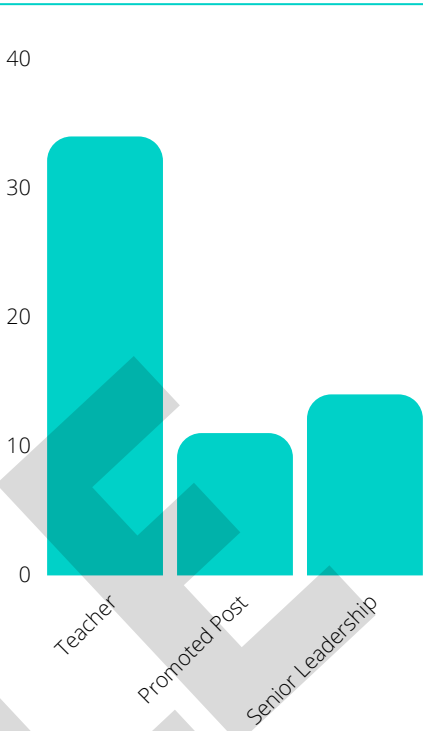


Figure 5: Number of vacancies distributed between teacher, promoted post and senior leadership

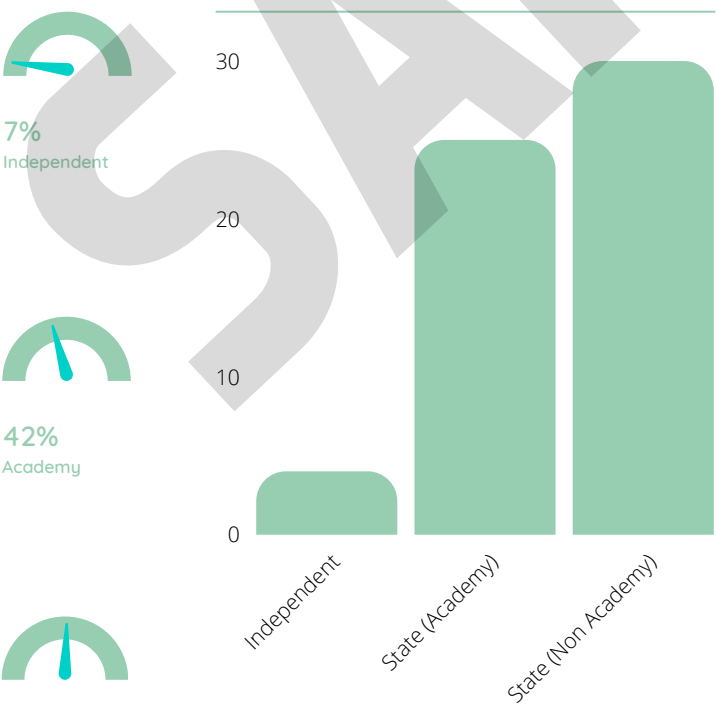
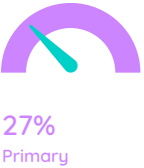
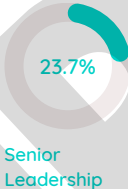
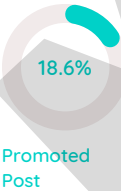
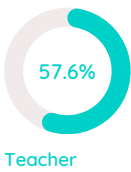


Figure 6: Number of vacancies distributed between independent, state (academy) and state (non academy)

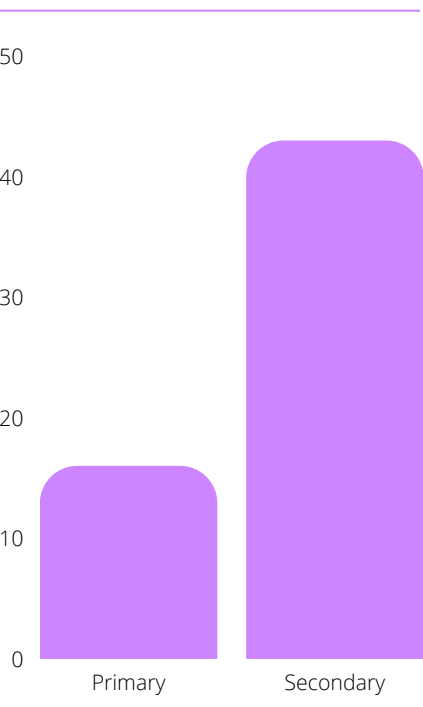


Figure 7: Number of vacancies distributed between primary and secondary



OVERVIEW

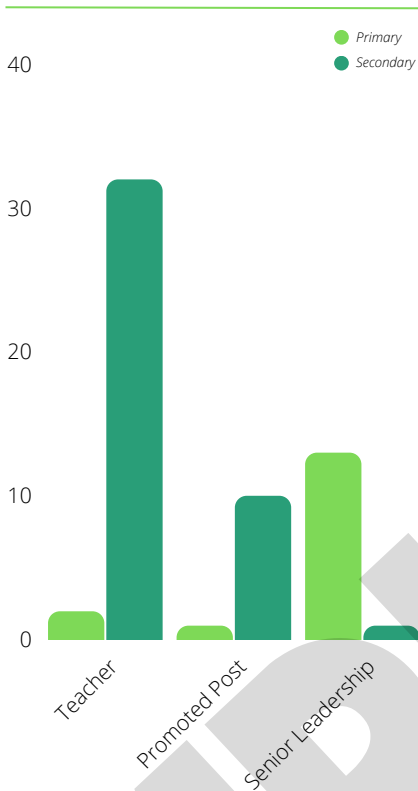



Figure 8: Number of primary and secondary vacancies distributed between teacher, promoted post and senior leadership

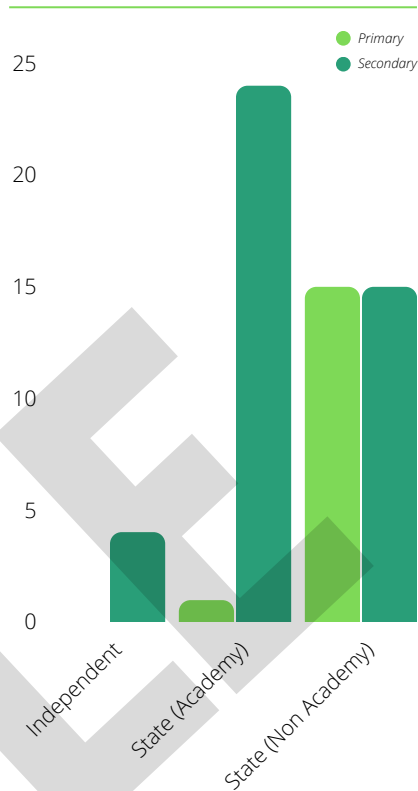


Figure 9: Number of primary and secondary vacancies distributed between independent, state (academy) and state (non academy)

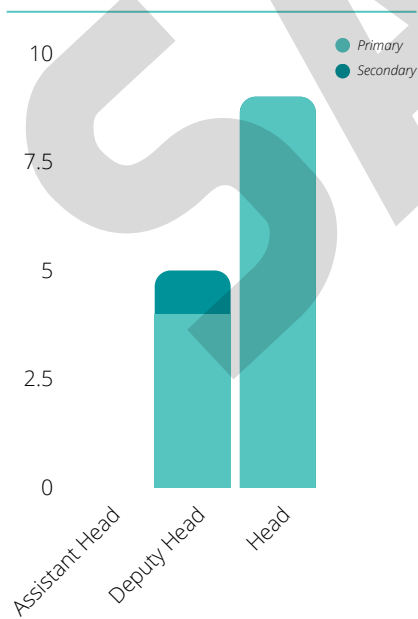


Figure 10: Number of assistant headteacher, deputy headteacher and headteacher vacancies distributed between primary and secondary

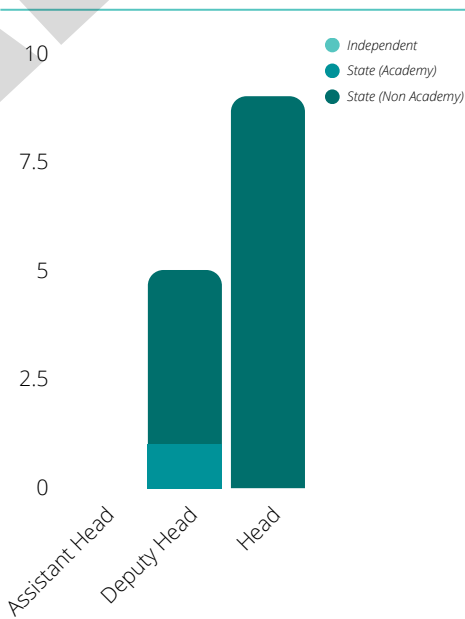
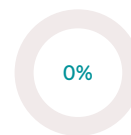


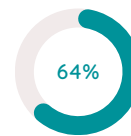
Figure 11: Number of assistant headteacher, deputy headteacher and headteacher vacancies distributed between independent, state (academy) and state (non academy)



Assistant Headteacher



Deputy Headteacher



Headteacher

OVERVIEW

Figure 12: Proportion of independent, state (academy) and state (non academy) vacancies grouped by primary, secondary, teacher, promoted post and senior leadership

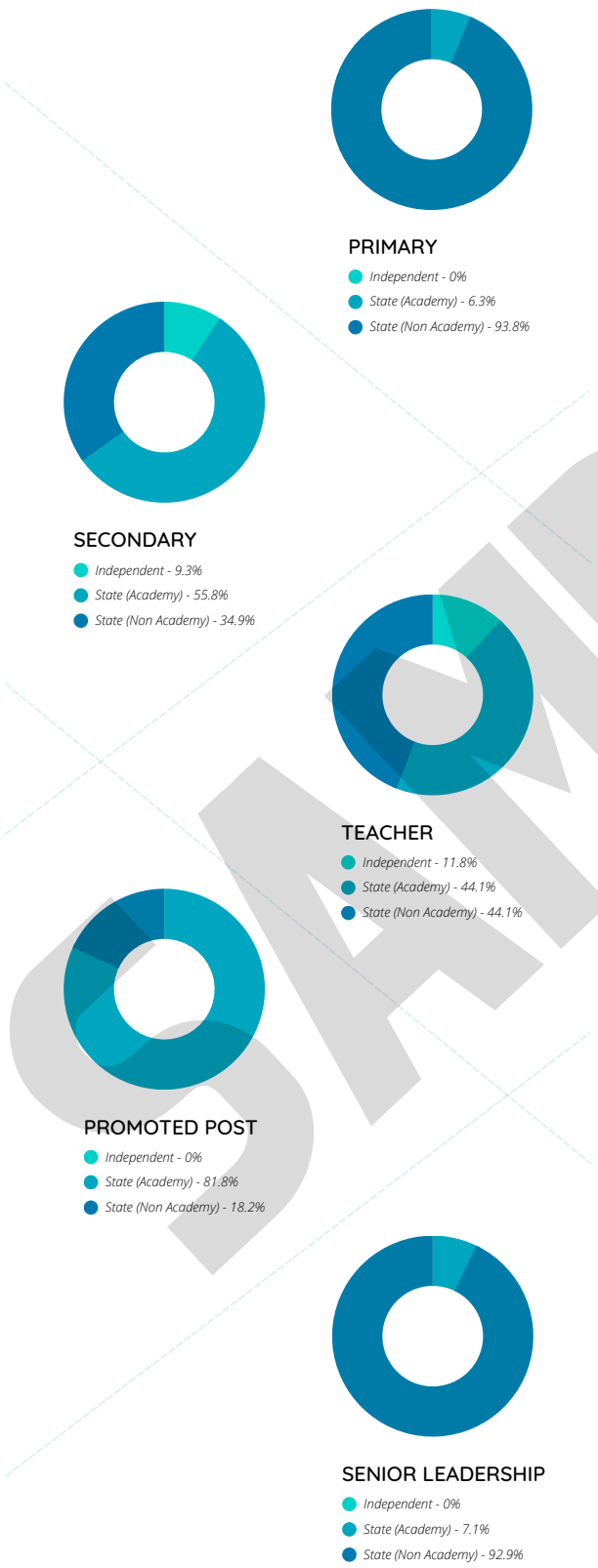
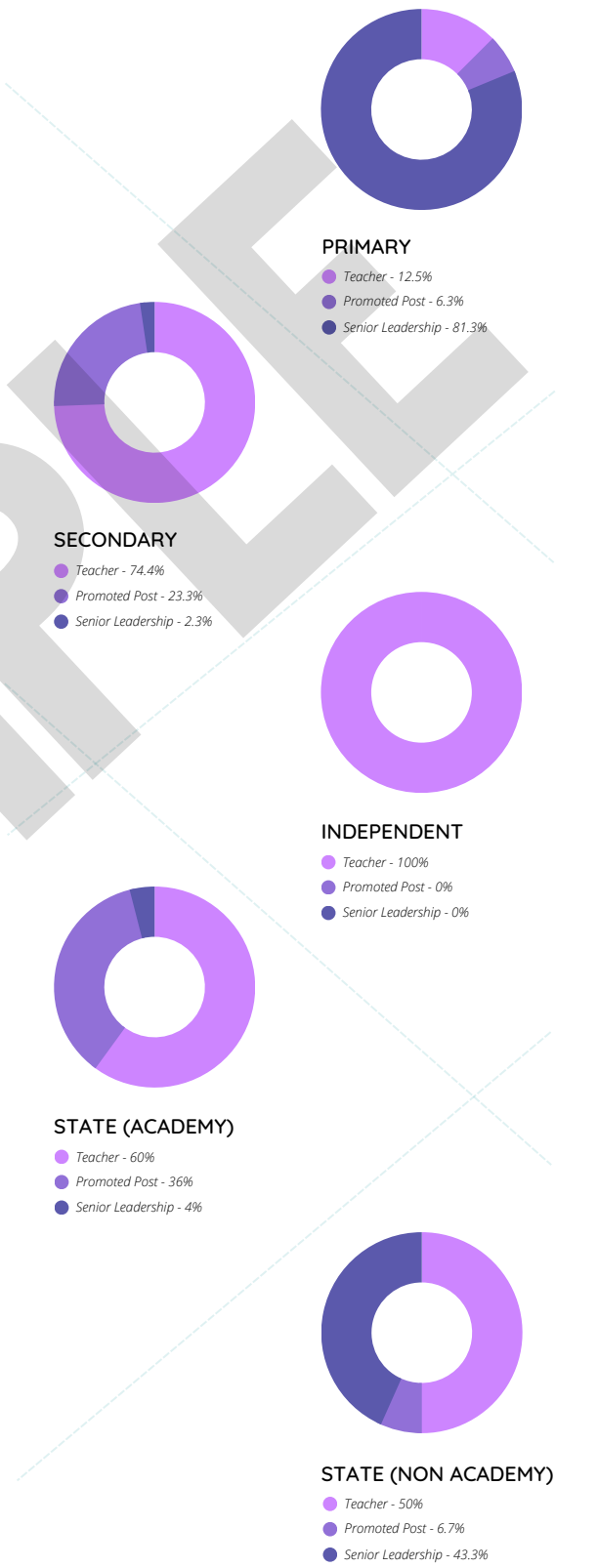


Figure 13: Proportion of teacher, promoted post and senior leadership vacancies grouped by primary, secondary, independent, state (academy) and state (non academy)



OVERVIEW

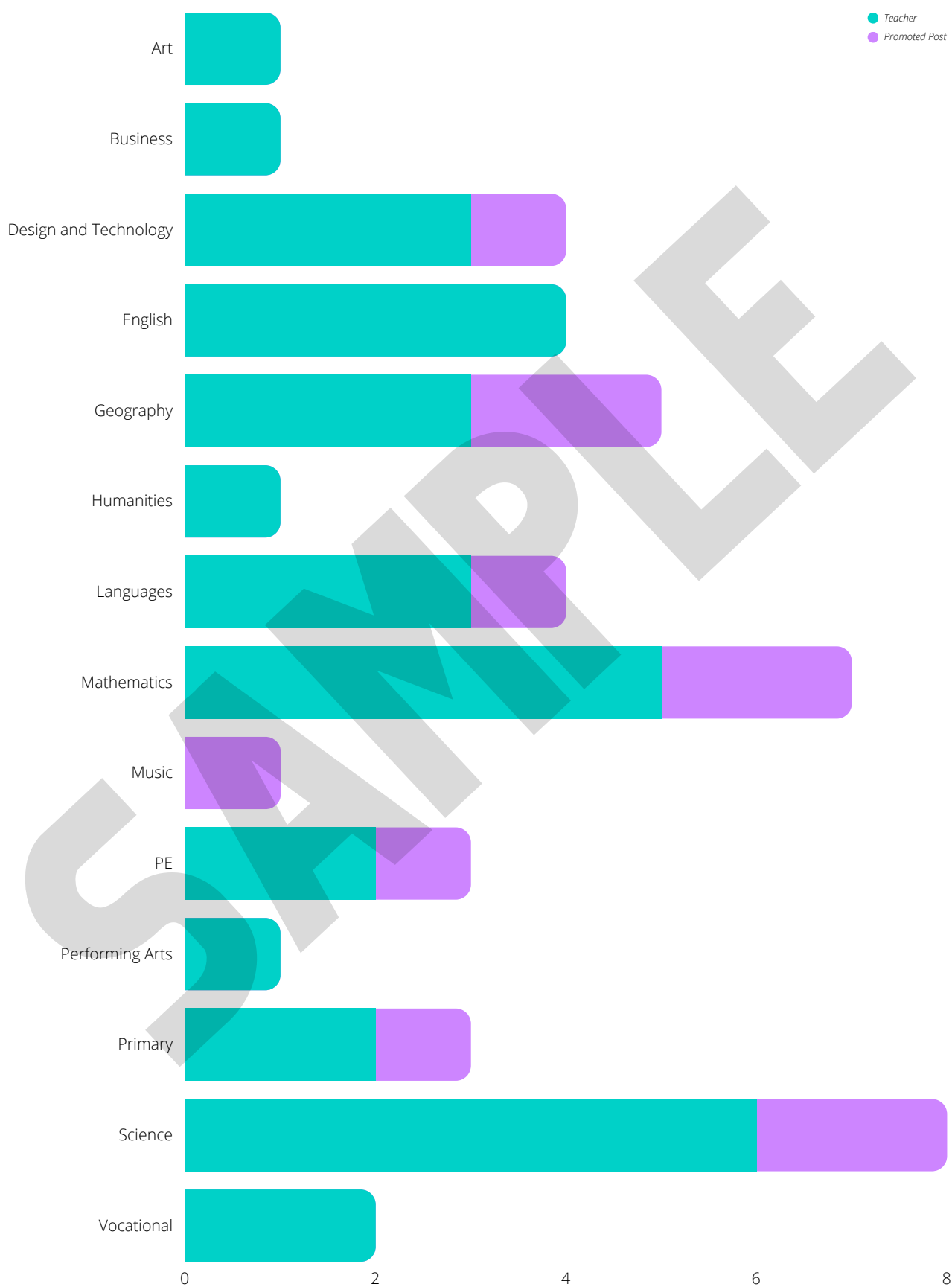


Figure 14: Number of vacancies, by subject, distributed between primary and secondary

A smiling woman with long brown hair, wearing a yellow shirt, is the central figure. The image is overlaid with a semi-transparent teal filter. In the top right corner, there is a circular pattern of light green diagonal lines. In the bottom left corner, there is a circular pattern of bright cyan diagonal lines. A large, dark, semi-transparent watermark with the word 'SAMPLE' is oriented diagonally across the center of the image.

LANCASHIRE

LANCASHIRE - OVERVIEW

Total Number of Jobs:

Teacher	26
Promoted Post	5
Senior Leadership	12

Total Number of Jobs:

Primary	14
Secondary	29

Total Number of Jobs:

Independent	4
Academy	10
Non Academy	29



ACROSS

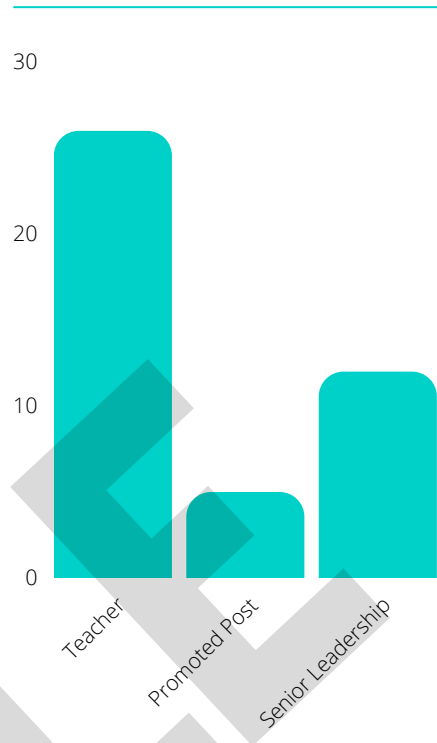


Figure 15: Number of vacancies distributed between teacher, promoted post and senior leadership

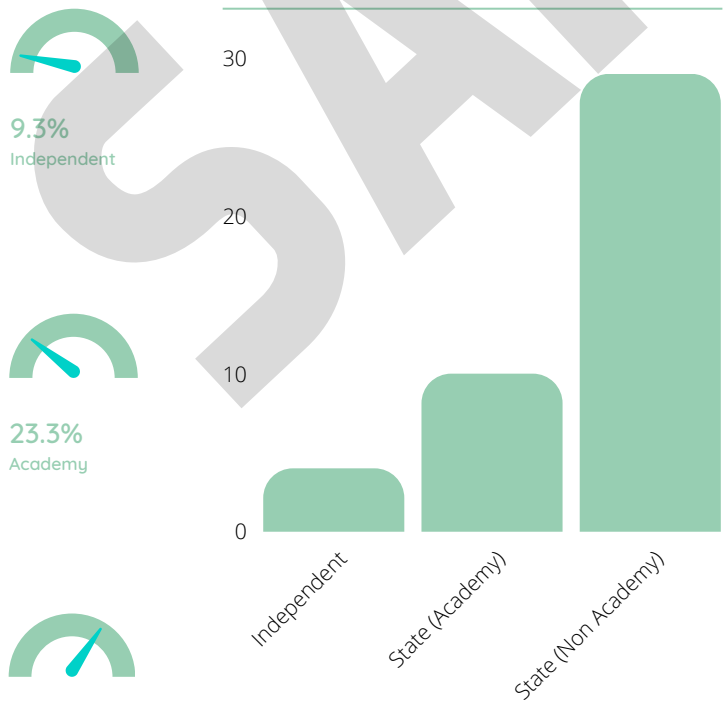
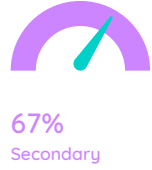
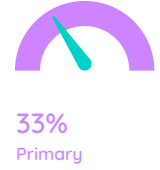
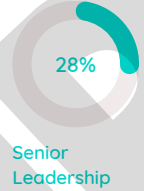
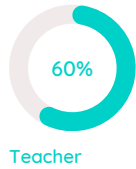


Figure 16: Number of vacancies distributed between independent, state (academy) and state (non academy)

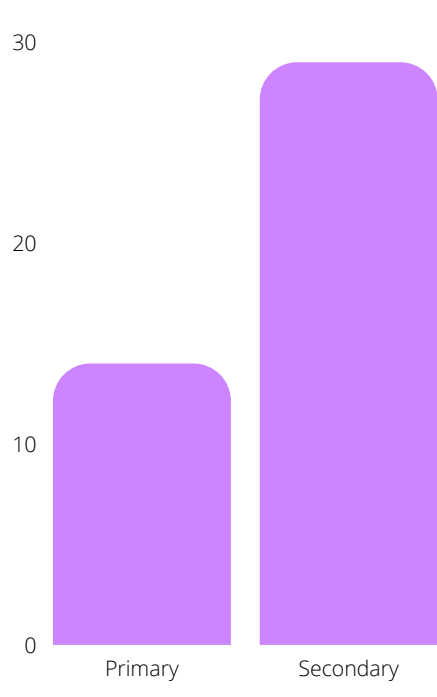


Figure 17: Number of vacancies distributed between primary and secondary

LANCASHIRE - OVERVIEW

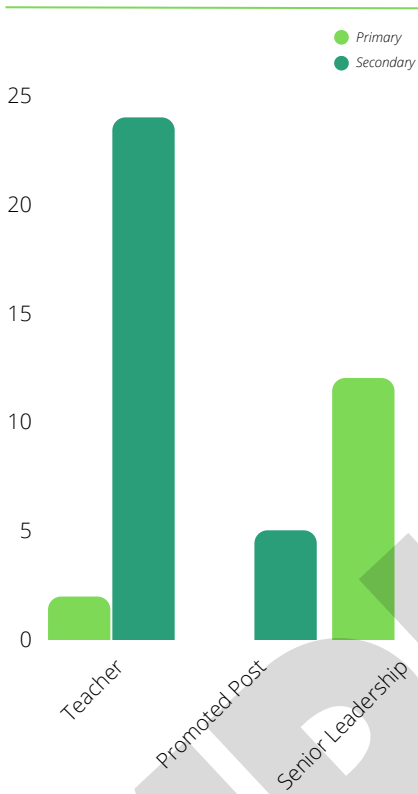


Figure 18: Number of primary and secondary vacancies distributed between teacher, promoted post and senior leadership

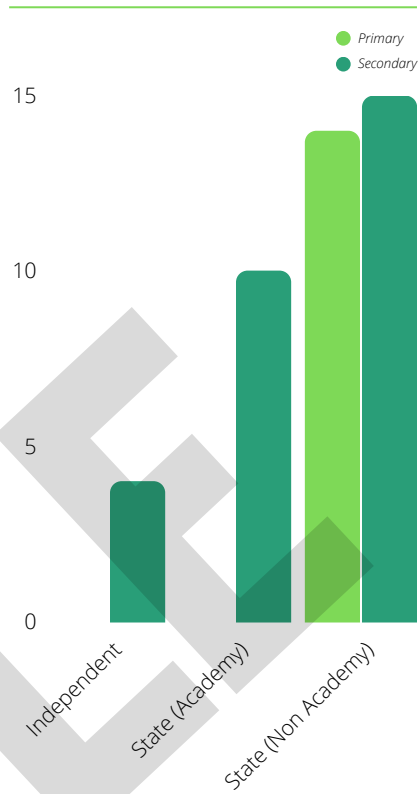


Figure 19: Number of primary and secondary vacancies distributed between independent, state (academy) and state (non academy)

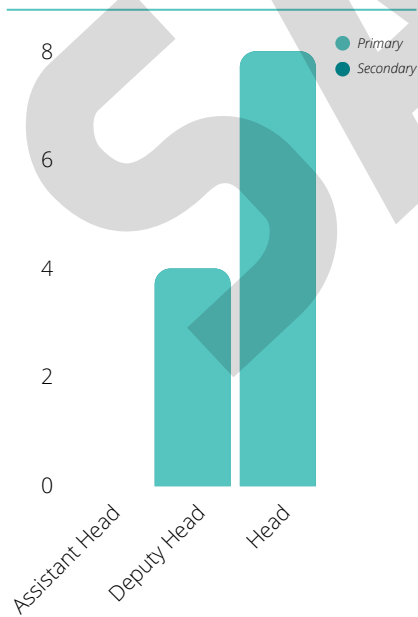
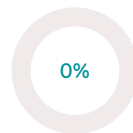


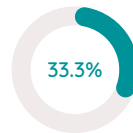
Figure 20: Number of assistant headteacher, deputy headteacher and headteacher vacancies distributed between primary and secondary



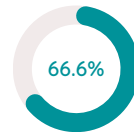
Figure 21: Number of assistant headteacher, deputy headteacher and headteacher vacancies distributed between independent, state (academy) and state (non academy)



Assistant Headteacher



Deputy Headteacher



Headteacher

LANCASHIRE - OVERVIEW

Figure 22: Proportion of independent, state (academy) and state (non academy) vacancies grouped by primary, secondary, teacher, promoted post and senior leadership

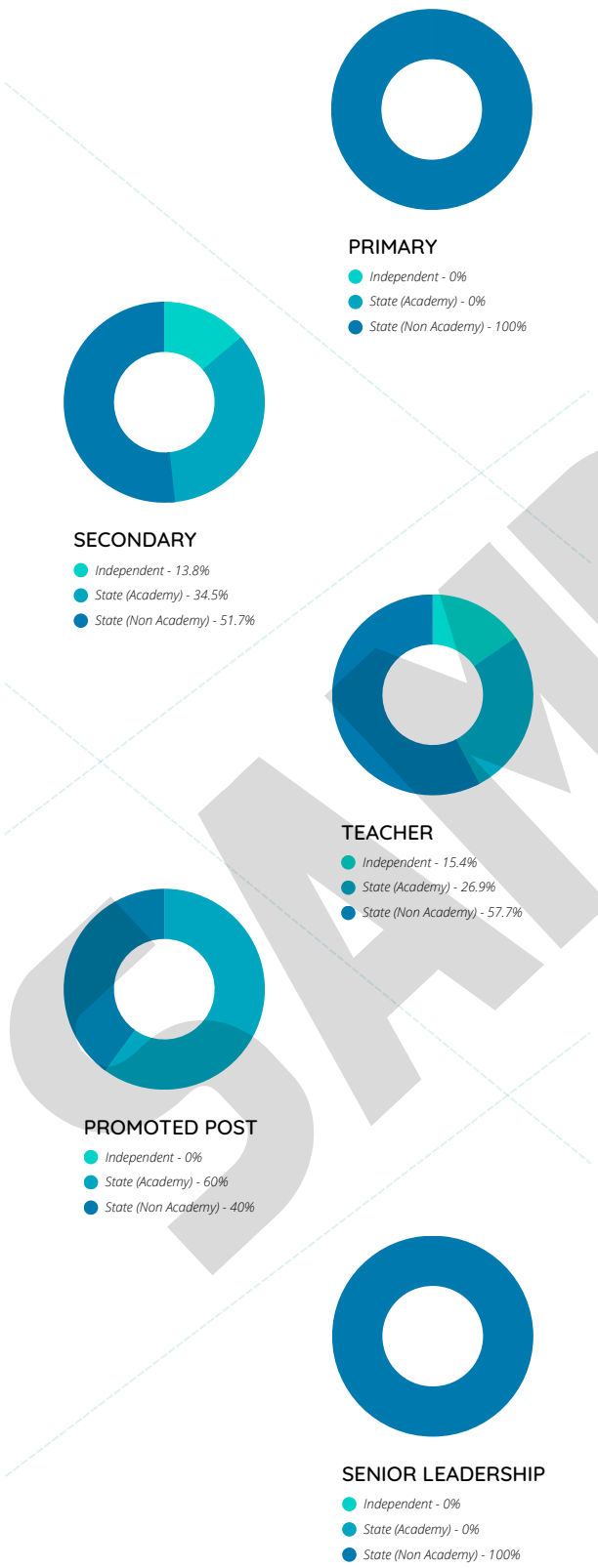
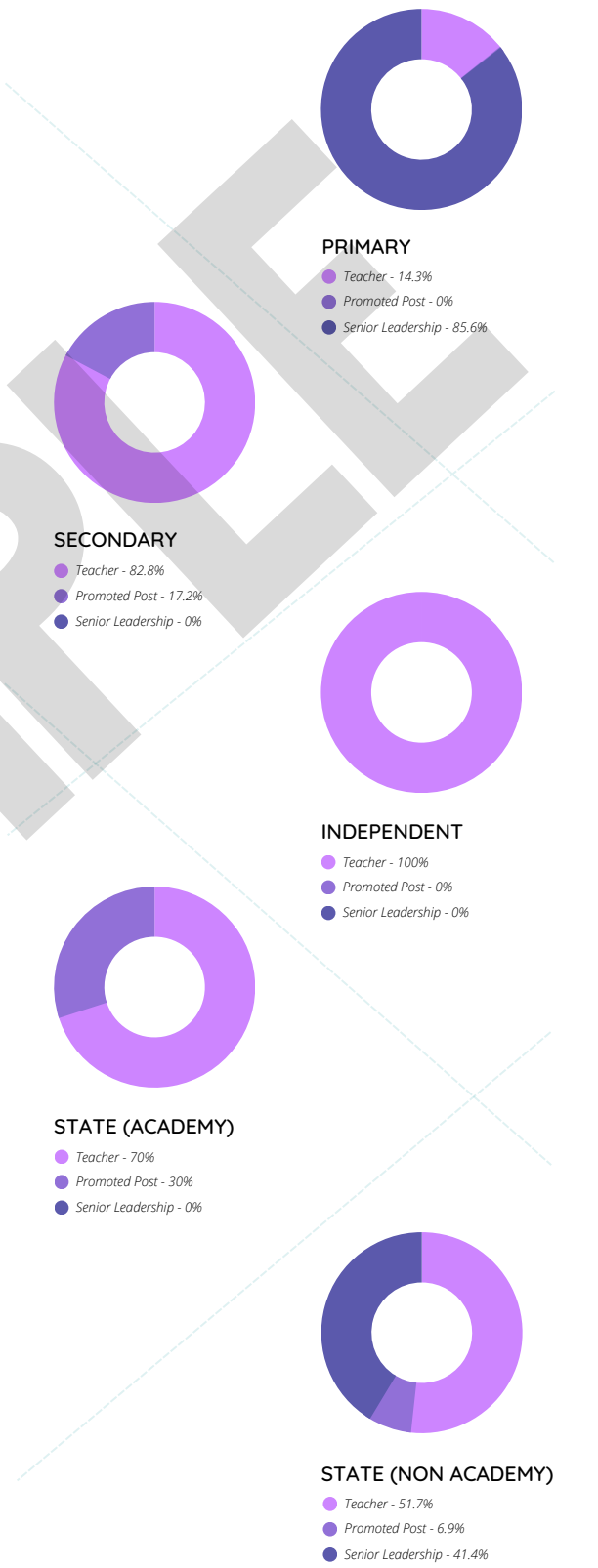


Figure 23: Proportion of teacher, promoted post and senior leadership vacancies grouped by primary, secondary, independent, state (academy) and state (non academy)



LANCASHIRE - OVERVIEW

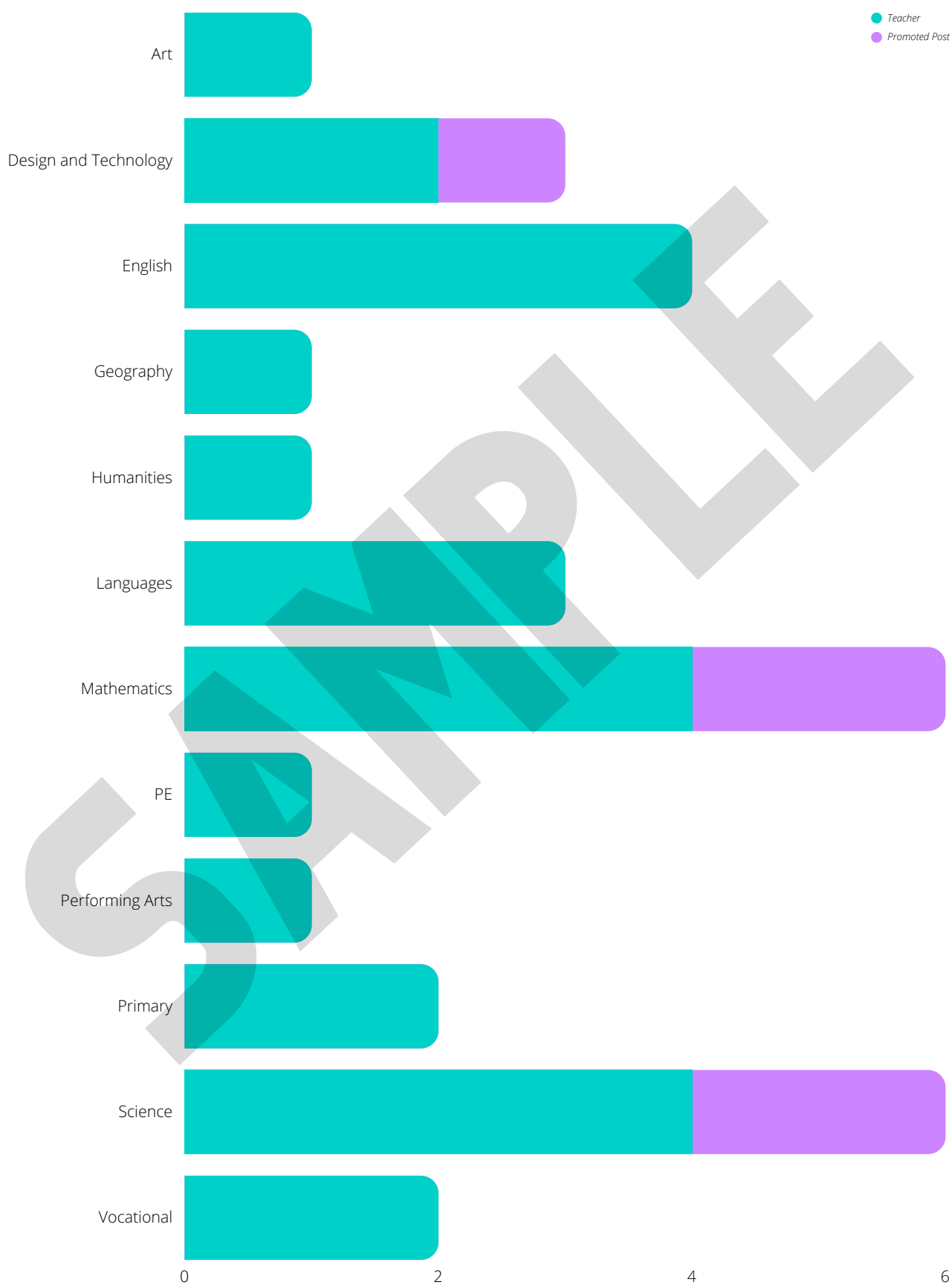


Figure 24: Number of vacancies, by subject, distributed between primary and secondary

LANCASHIRE - SUBJECT BREAKDOWN

	Independent	State (Academy)	State (Non Academy)	State Total	Grand Total
--	-------------	-----------------	---------------------	-------------	-------------

ART

- Teacher -	1				1
-------------	---	--	--	--	----------

DESIGN AND TECHNOLOGY

- Teacher -			2	2	2
- Promoted Post -			1	1	1
			3	3	3

ENGLISH

- Teacher -	1	2	1	3	4
-------------	---	---	---	---	----------

GEOGRAPHY

- Teacher -			1	1	1
-------------	--	--	---	---	----------

HUMANITIES

- Teacher -	1				1
-------------	---	--	--	--	----------

LANGUAGES

- Teacher -		1	2	3	3
-------------	--	---	---	---	----------

MATHEMATICS

- Teacher -	1	1	2	3	4
- Promoted Post -		2		2	2
	1	3	2	5	6

PE

- Teacher -		1		1	1
-------------	--	---	--	---	----------

PERFORMING ARTS

- Teacher -			1	1	1
-------------	--	--	---	---	----------

PRIMARY

- Teacher -			2	2	2
-------------	--	--	---	---	----------

SCIENCE

- Teacher -		2	2	4	4
- Promoted Post -		1	1	2	2
		3	3	6	6

LANCASHIRE - SUBJECT BREAKDOWN

	Independent	State (Academy)	State (Non Academy)	State Total	Grand Total
--	-------------	-----------------	---------------------	-------------	-------------

VOCATIONAL

- Teacher -		2		2	2
-------------	--	---	--	---	---

SENIOR LEADERSHIP

- Deputy Head -		4		4	4
- Head -		8		8	8
		12		12	12



LANCASHIRE - SCHOOL BREAKDOWN

	Independent	State (Academy)	State (Non Academy)	State Total	Grand Total
- ART -					
- Teacher -	1				1
Abrar Academy	1				1
	1				1
- DESIGN AND TECHNOLOGY -					
- Teacher -			2	2	2
Baines School			1	1	1
Haslingden High School and Sixth Form			1	1	1
- Promoted Post -			1	1	1
Haslingden High School and Sixth Form			1	1	1
			3	3	3
- ENGLISH -					
- Teacher -	1	2	1	3	4
Abrar Academy	1				1
Bowland High		1		1	1
Burnley High School		1		1	1
Holy Cross Catholic High School			1	1	1
	1	2	1	3	4
- GEOGRAPHY -					
- Teacher -			1	1	1
Holy Cross Catholic High School			1	1	1
			1	1	1
- HUMANITIES -					
- Teacher -	1				1
Abrar Academy	1				1
	1				1
- LANGUAGES -					
- Teacher -		1	2	3	3
Ashton Community Science College			1	1	1
Fleetwood High School			1	1	1
Ripley St Thomas Church of England Academy		1		1	1

LANCASHIRE - SCHOOL BREAKDOWN

	Independent	State (Academy)	State (Non Academy)	State Total	Grand Total
		1	2	3	3
- MATHEMATICS -					
- Teacher -	1	1	2	3	4
Academy@Worden		1		1	1
Preston Muslim Girls High School			2	2	2
Rossall School	1				1
- Promoted Post -		2		2	2
Morecambe Bay Academy		1		1	1
The Valley Leadership Academy		1		1	1
	1	3	2	5	6
- PE -					
- Teacher -		1		1	1
Colne Primet Academy		1		1	1
		1		1	1
- PERFORMING ARTS -					
- Teacher -			1	1	1
Ribblesdale High School			1	1	1
			1	1	1
- PRIMARY -					
- Teacher -			2	2	2
Walton-le-Dale Community Primary School			1	1	1
Woodlea Junior School			1	1	1
			2	2	2
- SCIENCE -					
- Teacher -		2	2	4	4
Accrington St Christopher's Church of England High School		1		1	1
Clitheroe Royal Grammar School		1		1	1
Preston Muslim Girls High School			2	2	2
- Promoted Post -		1	1	2	2
Baines School			1	1	1
Eden Boys' School, Preston		1		1	1
		3	3	6	6

LANCASHIRE - SCHOOL BREAKDOWN

	Independent	State (Academy)	State (Non Academy)	State Total	Grand Total
- VOCATIONAL -					
- Teacher -			2	2	2
Preston Muslim Girls High School			1	1	1
St Augustine's Roman Catholic High School, Billington			1	1	1
			2	2	2
- SENIOR LEADERSHIP -					
- Deputy Headteacher -			4	4	4
Barrow Urc Primary School			1	1	1
Hesketh-with-Becconsall All Saints CofE School			1	1	1
Holy Saviour Roman Catholic Primary School, Nelson			1	1	1
Northern Primary School			1	1	1
- Headteacher -			8	8	8
Brockholes Wood Community Primary School and Nursery			1	1	1
Cherry Fold Community Primary School			1	1	1
Ramsbottom Stubbins Primary School			1	1	1
St Joseph's Catholic Primary School, Medlar-with-Wesham			1	1	1
St Joseph's Catholic Primary School, Withnell			1	1	1
St Teresa's Catholic Primary School			1	1	1
St Wilfrid's Cof E Primary School			1	1	1
Stalmine Primary School			1	1	1
			12	12	12
TOTAL	4	10	29	39	43





BLACKBURN WITH DARWEN

BLACKBURN WITH DARWEN - OVERVIEW

Total Number of Jobs:

Teacher	5
Promoted Post	3
Senior Leadership	2

Total Number of Jobs:

Primary	1
Secondary	9

Total Number of Jobs:

Independent	0
Academy	9
Non Academy	1

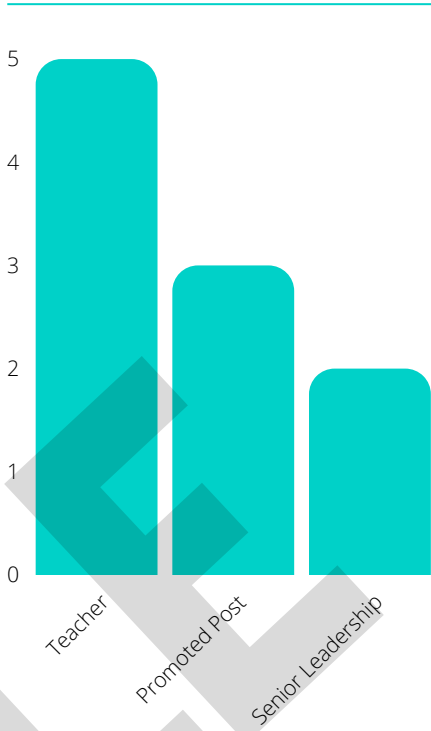


Figure 25: Number of vacancies distributed between teacher, promoted post and senior leadership



Figure 26: Number of vacancies distributed between independent, state (academy) and state (non academy)

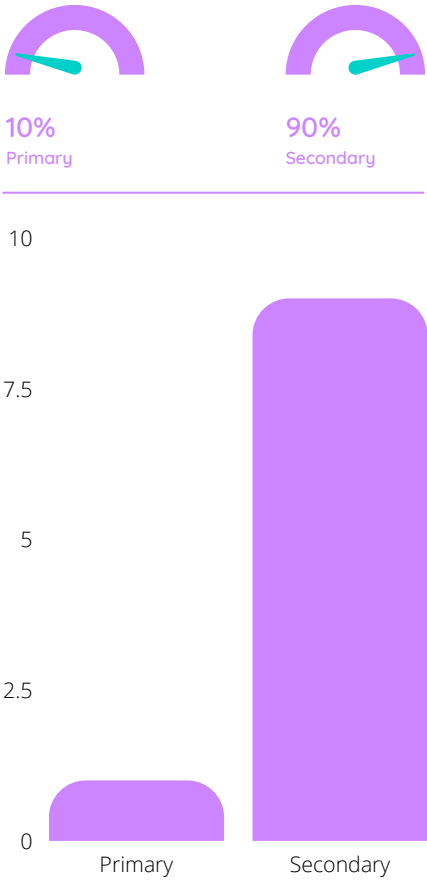


Figure 27: Number of vacancies distributed between primary and secondary

BLACKBURN WITH DARWEN - OVERVIEW

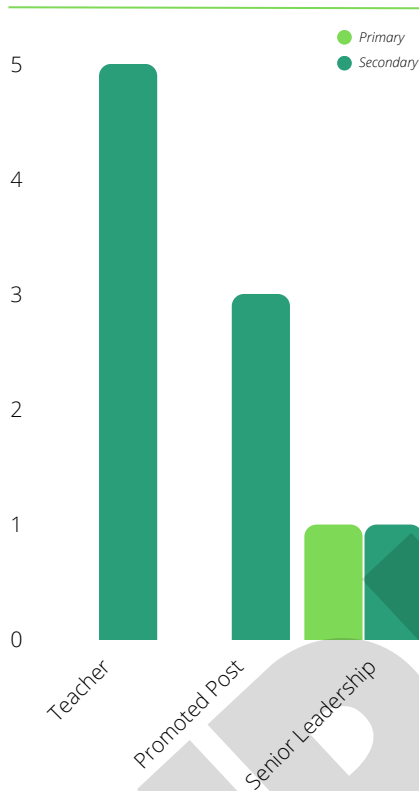



Figure 28: Number of primary and secondary vacancies distributed between teacher, promoted post and senior leadership

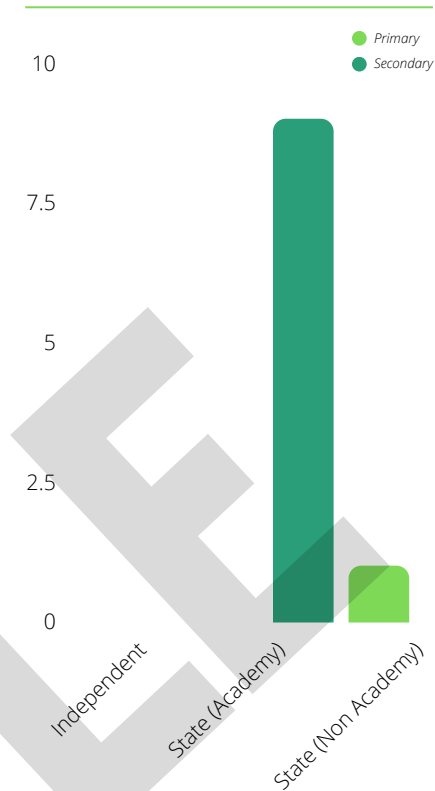


Figure 29: Number of primary and secondary vacancies distributed between independent, state (academy) and state (non academy)




Figure 30: Number of vacancies, by subject, distributed between primary and secondary

BLACKBURN WITH DARWEN - SUBJECT BREAKDOWN

	Independent	State (Academy)	State (Non Academy)	State Total	Grand Total
--	-------------	-----------------	---------------------	-------------	-------------

DESIGN AND TECHNOLOGY

- Teacher -		1		1	1
-------------	--	---	--	---	---

GEOGRAPHY

- Teacher -		2		2	2
- Promoted Post -		2		2	2
		4		4	4

LANGUAGES

- Promoted Post -		1		1	1
-------------------	--	---	--	---	---

SCIENCE

- Teacher -		2		2	2
-------------	--	---	--	---	---

SENIOR LEADERSHIP

- Deputy Head -		1		1	1
- Head -			1	1	1
		1	1	2	2



BLACKBURN WITH DARWEN - SCHOOL BREAKDOWN

	Independent	State (Academy)	State (Non Academy)	State Total	Grand Total
- DESIGN AND TECHNOLOGY -					
- Teacher -		1		1	1
Darwen Vale High School		1		1	1
		1		1	1
- GEOGRAPHY -					
- Teacher -		2		2	2
Darwen Vale High School		2		2	2
- Promoted Post -		2		2	2
Darwen Vale High School		2		2	2
		4		4	4
- LANGUAGES -					
- Promoted Post -		1		1	1
Darwen Vale High School		1		1	1
		1		1	1
- SCIENCE -					
- Teacher -		2		2	2
Pleckgate High School		1		1	1
Tauheedul Islam Boys' High School		1		1	1
		2		2	2
- SENIOR LEADERSHIP -					
- Deputy Headteacher -		1		1	1
St Wilfrid's Church of England Academy		1		1	1
- Headteacher -			1	1	1
Darwen St Peter's Church of England Primary School			1	1	1
		1	1	2	2
TOTAL		9	1	10	10





BLACKPOOL

BLACKPOOL - OVERVIEW

Total Number of Jobs:

Teacher	3
Promoted Post	3
Senior Leadership	0

Total Number of Jobs:

Primary	1
Secondary	5

Total Number of Jobs:

Independent	0
Academy	6
Non Academy	0




Figure 31: Number of vacancies distributed between teacher, promoted post and senior leadership

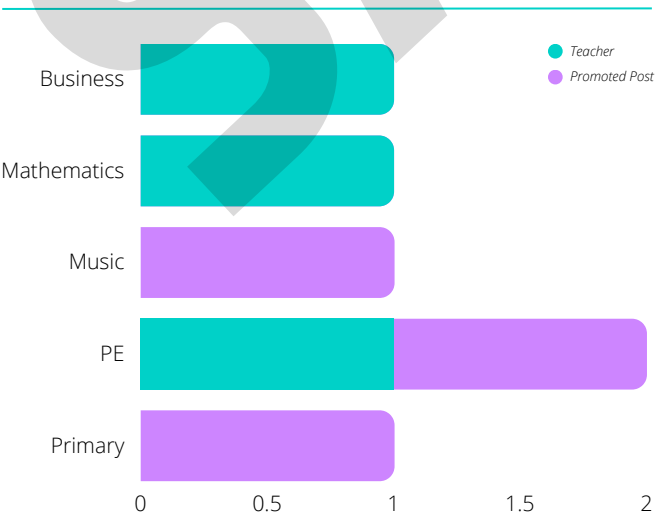




Figure 32: Number of vacancies, by subject, distributed between primary and secondary




Figure 33: Number of vacancies distributed between primary and secondary

BLACKPOOL - SUBJECT BREAKDOWN

	Independent	State (Academy)	State (Non Academy)	State Total	Grand Total
BUSINESS					
- Teacher -		1		1	1
MATHEMATICS					
- Teacher -		1		1	1
MUSIC					
- Promoted Post -		1		1	1
PE					
- Teacher -		1		1	1
- Promoted Post -		1		1	1
		2		2	2
PRIMARY					
- Promoted Post -		1		1	1



BLACKPOOL - SCHOOL BREAKDOWN

	Independent	State (Academy)	State (Non Academy)	State Total	Grand Total
- BUSINESS -					
- Teacher -		1		1	1
St Mary's Catholic Academy		1		1	1
		1		1	1
- MATHEMATICS -					
- Teacher -		1		1	1
St Mary's Catholic Academy		1		1	1
		1		1	1
- MUSIC -					
- Promoted Post -		1		1	1
St George's School A Church of England Academy		1		1	1
		1		1	1
- PE -					
- Teacher -		1		1	1
St George's School A Church of England Academy		1		1	1
- Promoted Post -		1		1	1
St George's School A Church of England Academy		1		1	1
		2		2	2
- PRIMARY -					
- Promoted Post -		1		1	1
Hawes Side Academy		1		1	1
		1		1	1
TOTAL		6		6	6

